









God's Unfolding Story

Bible Story:
Joseph and His Family (Genesis 42-47)
Bible Phrase: "Be kind and forgiving to one another" (Ephesians 4:32).
Bible Truth: God can help me love and forgive those who have been unkind to me.

-  1. God created everything.
-  2. People disobeyed God.
-  3. God chose a special people.
-  4. God sent Jesus to help us.
-  5. Jesus began the Church.
-  6. Jesus is preparing heaven for us.

Suggested Schedule:

Arrival
Centers – 25 minutes
Clean-up Time – 5 minutes
Bible Story Time – 15 minutes
Craft Time – 10 minutes
Snack Time – 10 minutes
Game Time/Dismissal



Unfolding God's Story for Teachers

The Bible is a record of God's revealed plan for His people. God knew the end before the beginning even started. Events in Joseph's life are snapshots of God's perfect plan and timing. Joseph's being sold by his brothers was a foreshadowing of the slavery all Israel would endure in Egypt. Both slaveries were the result of human greed and idolatry, yet God accomplished His purposes in each one. For example, God used Joseph to get His people to move to Egypt. Significantly, He did not lead His people there without provision. Joseph, the dreamer, became the provider. Please read our story in Genesis 42-47.

Sometime early in the famine Jacob sent 10 of his sons to Egypt to buy grain. There were many locations in Egypt where grain was stored to meet people's needs, so it was only by God's providence that the ten men encountered their younger brother. They didn't recognize Joseph, who was dressed in royal Egyptian apparel; but "when Joseph saw his brothers, he recognized them" (Gen. 42:7). Joseph remembered his dreams of long ago when his 10 brothers bowed before him (v. 9). God had been preparing Joseph for this moment. The brothers were requesting grain, and Joseph was very much in charge. He questioned their allegiance, and maybe even their character as well. Joseph's accusations, his holding Simeon, and his having silver placed in his brothers' bags were all tests of their integrity. Had they changed, matured over the years?

Jacob's sons returned to their father with food as well as a new set of challenges. The brothers were not initially able to convince their father to allow them to return to Egypt with Benjamin. Probably at least a year passed. The grain remained scarce, and Simeon still was in prison. Jacob, the young man who had wrestled with God (see 32:24-32), was now old. At this point he had no other option. He finally sent his boys off but envisioned a future of despair. At the second visit, Joseph was overcome at the sight of his younger brother. He

left their presence to weep and regain composure. Surely he could reveal himself now—but he was not yet fully convinced of their loyalty. He gave them a final test; He had his silver cup placed in Benjamin's grain sack. Would they sell him out, too, or stay with him? To Joseph's joy they would not leave without their brother! They had changed! The moment was right to tell them who he was. Fear and joy flooded their minds and hearts as they listened to Joseph's words and embraced his love. But Joseph, the man of faith and integrity, later confided to them. "Don't be afraid. Am I in the place of God? You planned evil against me; God planned it for good to bring about the present result—the survival of many people" (50:19-20). The remnant now would move to Egypt, and God's master plan would continue to unfold.

Lesson Plan

Arrival

- Greet children at eye level and express how happy you are to see them.
- Be sure each child has a name tag and the security measures of your church are followed.
- Label all coats and personal belongings. Strongly encourage children who have brought items from home, such as toys and books, to place them on a shelf while they are working with other materials. Assure children their items will be safe and they can take them home at the end of the session.
- Help each child make a choice where he or she would like to begin his or her Center Time.

Center Time



Puzzle Center:

Work Puzzles

Supplies:

- Offer a variety of non-fantasy wooden or cardboard puzzles for children to work.

What to Do: Invite preschoolers to work puzzles. Encourage children to finish puzzles before leaving the center. Give guidance rather than working a puzzle for a child.

Link to the Bible Story: As children work, look for opportunities in conversation to say the Bible phrase or to briefly tell the Bible story.

Art Center:

Play with Playdough

Supplies:

- Playdough
- Playdough accessories such as: cookie cutters, rollers, craft sticks

What to Do: Invite children to squeeze and roll the playdough, then use the cookie cutters to cut out shapes.

Link to the Bible Story: Comment that in our Bible story today, a man named Joseph became a ruler in Egypt. Joseph's brothers needed food for their families. Joseph helped his family get the food they needed even though his brothers had been unkind to him when he was a young boy.

Bible Learning Center:

Work a Maze

Supplies:

- Copies of Activity Page: Maze, "Joseph's Brothers Go to Egypt" (Reproducible)
- Washable markers or crayons

What to Do: Ask children to use a crayons or markers to follow the maze to get Joseph's brothers from Canaan to Egypt to buy food.

Link to the Bible Story: Express to preschoolers that in today's Bible story. Joseph's brothers came to Egypt where Joseph lived because they needed to buy food. Comment that at first the brothers did not recognize that it was their brother Joseph who sold them the food. Say, "We will learn more about what happened to Joseph and his brothers during our Bible story time."

Home Living Center:

Role Play

Supplies:

- Small rocking chair; sink and stove unit and small table and chairs; plastic dishes; child pots and pans; pretend food items

What to Do: Encourage preschoolers to set the table and pretend to make a meal with the food items.

Link to the Bible Story: As preschoolers play, express that in today's Bible story, Joseph sold grain to his brothers for food.

Block Center:

Build with Blocks

Supplies:

- Wooden blocks
- Transportation toys

What to Do: Provide a small carpet if possible. Blocks are best located in a corner of the room away from the traffic flow.

Link to the Bible Story: As preschoolers play with blocks and transportation toys, comment that in today's Bible story, Jacob's sons traveled from the land of Canaan to Egypt to buy grain for food. Suggest they may have come with camels and wagons to carry the food back from Egypt.

Clean-up Time

Encourage preschoolers to help at clean-up time. Assign specific tasks for preschoolers to do such as placing all the crayons in the basket, throwing away the trash, gathering all the glue sticks, etc. Guide children to the Bible Story Time area.



- Express the following in your own words. "We have been studying about a young man in the Bible named Joseph. Joseph lived far away from his family, but God was with Joseph and helped him do some amazing things. We have learned that Joseph was in charge of all the land in Egypt and helped the king by storing grain so the people would have food to eat. In our story today, something very special happened to Joseph. Listen to hear how Joseph was able to help his family."

Bible Story Time

Supplies: • Bible

- Teaching Picture "Joseph and His Family" (Reproducible)
- God's Unfolding Story Cube (Reproducible/Cardstock)

Introduction

- Show the God's Unfolding Story Cube. Express to the boys and girls that even though we find many stories in the Bible, the Bible really tells one big story, and all the little stories are a part of the big one we can call God's Unfolding Story. Tell children that each picture represents a part of God's Unfolding Story. Turn the cube and talk about each part of the story. (Refer to page 1.) Express that every story from the Bible is from one of these main parts in God's Unfolding Story. Today's story is from the third part, God chose a special people.

Bible Story

Joseph and His Family (Genesis 42-47)

Jacob and his sons lived in the land of Canaan, but the crops were not growing and there was little food. Jacob learned they could buy food in Egypt.

Jacob told his sons, "Go to Egypt and buy food for us." So, ten of his sons left for Egypt to buy food for their families.

When the brothers reached Egypt, they went to the ruler who was selling the food. The ruler looked very important. He was dressed up like an Egyptian king. They did not realize this man was their younger brother, Joseph! But Joseph recognized them. He did not tell them who he was but gave them food to take back to their families.

Later the brothers returned to buy more food. This time Joseph told them who he was. They were afraid, because they remembered how they had treated Joseph years before. The brothers had laughed at his dreams and his special coat. In their

anger, they had made a bad decision that sent Joseph far away. Still, Joseph told them not to be afraid; he would forgive them for being unkind.

Joseph hugged all of his brothers and gave them plenty of food. Then he said, "Hurry home and bring back our father and your families. You can live with me in Egypt."

Soon Joseph's family came to live in Egypt. They must have been happy to be together. God was with Joseph and took care of him and his entire family.

Talk Time

1. Show the teaching picture for today's Bible story. Ask your children questions like these. "What did Jacob and his family need at the beginning of the story? Who gave the brothers the food they needed? Did the brothers know it was Joseph? How did the brothers feel when they learned it was their brother Joseph who had helped them? How did Joseph show kindness and forgiveness to his brothers?"
2. Read the Bible Phrase on the teaching picture. Say the phrase together, "Be kind and forgiving to one another" (Ephesians 4:32). Express to children that Joseph loved God and depended on Him to help him love his brothers, even though they had been unkind to him.
3. Close the Bible Story Time by inviting the children to join you in prayer similar to this one—"Dear, God, thank You that You can help each one of us love and forgive others."
4. Direct children to Craft Time.

Craft Time: Egyptian Wristband

Supplies:

- Copies of "Egyptian Wristbands" (Reproducible)
- Crayons and washable markers, tape

What to Do: Cut out the wristbands. Invite children to color the designs on their wristbands. Assist with taping the bands around their wrists.

Link to the Bible Story: As children work, talk about how Joseph became an important ruler in Egypt. Suggest that he may have worn a wristband to identify him as royalty. Read the Bible Phrase and comment that even though Joseph's brothers had been cruel to him, God was with Joseph and helped him to forgive them and make sure they got the food they needed.

Snack Time

Be sure to wash hands or use hand sanitizer. Say a thank-you prayer to God for the snack. When snack time has ended, encourage preschoolers to help with cleaning up.

Game Time / Dismissal

Guess Who?

What to Do: Ask children to join you in the Game Time area. Choose one child to sit in the middle. Have the child in the middle close his eyes. Point to one of the children in the group and have her say, "Who is your friend?" The person in the center tries to guess who spoke.

Remind children of today's Bible story. Express that Joseph's brothers did not know whom he was until he told them. Comment that Joseph forgave his brothers for the unkind things they had done to him.

Dismiss children as parents arrive. Be sure to follow the security procedures of your church.





Resources and Supplies

Old Testament Unit 5: Joseph
Lesson 4: Joseph and His Family

Standard Art Supplies

(Supplies that are generally in the room)

- Washable markers
- Crayons
- Child scissors
- Playdough and accessories
- Drawing paper
- Easel (optional)
- Glue/glue sticks
- Tempera paint, 4 colors
- Tape/masking tape
- Pencils/colored pencils
- Hole punch
- Teacher scissors
- Stapler/staples
- Permanent markers
- Watercolors
- Paintbrushes
- Yarn

Standard Equipment

(Equipment that is generally in the room)

- Bible
- Small beanbag for Bible Story Time
- Assorted wooden/cardboard puzzles
- Set of wooden blocks
- Small cars and trucks
- Doll bed
- Baby doll (soft plastic)
- Stove/sink unit
- Play dishes/pots and pans
- Small table and chairs
- Small carpet for block area
- Play food items
- Storage shelf for blocks
- Tables and chairs for art, puzzles,
and Bible Learning Center
- CD player/Children's Worship CDs

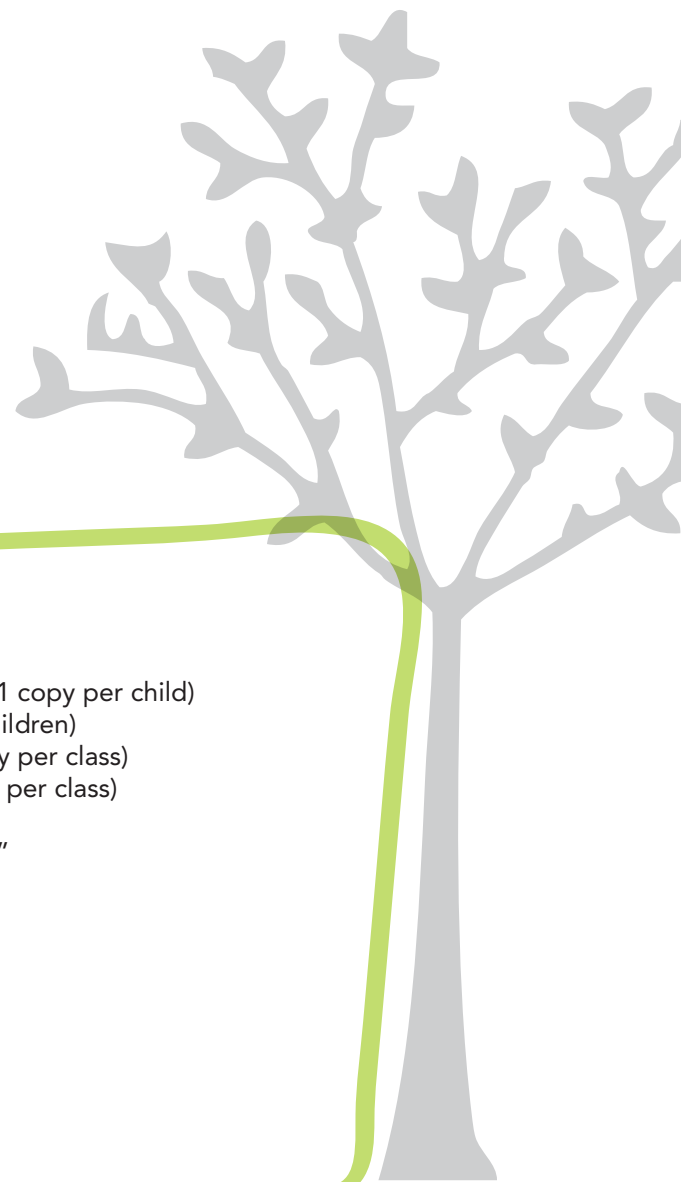
Reproducibles

(Included with the lesson plan downloads)


- Activity Page: Maze "Joseph's Brothers Go to Egypt" (1 copy per child)
- "Egyptian Wristbands" (1 copy for every 3 children)
- Teaching Picture: "Joseph and His Family" (1 copy per class)
- God's Unfolding Story Cube (Cardstock—1 copy per class)
- Parent Page (1 copy per child)
- Coloring Page, "Joseph and His Family"

Additional Materials

None



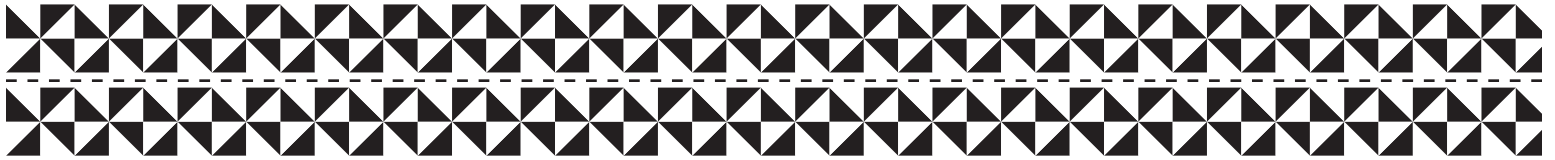
Joseph's Brothers Go to Egypt




Activity Page: Maze, "Joseph's Brothers Go to Egypt"
Instructions: Copy one sheet per child. Use a crayon or marker to follow the path from the Canaan to Egypt.



Be kind and forgiving to
one another. Ephesians 4:32



Be kind and forgiving to
one another. Ephesians 4:32






Be kind and forgiving to
one another. Ephesians 4:32



Craft: "Egyptian Wristbands"

Instructions: One copy for every 3 children. Cut out the wristbands. Color the designs on the wristband. Tape around the wrist.



God's Unfolding Story Cube
Instructions: Cut out on dotted lines, fold on solid lines. Glue or tape to form a cube.



Be kind and forgiving to one another. Ephesians 4:32